
 Construction & Engineering شرکت مهندسی و ساخت پارسان (مسئولیت محدود)	Doc. Name: Shipping and packing procedure نام مدرک:		
	Project: نام پروژه:	Customer: مشتری:	
	Doc. No: IQ – 15 – 0004	Rev.: 00	Page: 2 of 8

Table of Contents

Definition	03
Reference Documents	03
1- Packing	04
1-1 Resistor packing	04
1-2 Plastic cover	04
1-3 Wooden box	05
1-4 Packing of sensitive accessories	05
1-5 Packing of spare parts	06
2- Shipping	06
3- Receiving	06
4- Unpacking and storage	06
5- Lifting	07

 Construction & Engineering شرکت مهندسی و ساخت پارسان (مسئولیت محدود)	Doc. Name: Shipping and packing procedure نام مدرک:		
	Project: نام پروژه:	Customer: مشتری:	
	Doc. No: IQ – 15 – 0004	Rev.: 00	Page: 3 of 8

Definition:

PROJECT:

Company:


Contractor/purchaser:

Supplier or Vendor or Manufacturer: PAARSUN Company

Purchase order (PO):

Requisition: Neutral Grounding Resistor (NGR)

Reference Document:

 <p>PAARSUN Construction & Engineering شرکت مهندسی و ساخت پارسان (مسئولیت محدود)</p>	Doc. Name: Shipping and packing procedure نام مدرک:		
	Project: نام پروژه:	Customer: مشتری:	
	Doc. No: IQ – 15 – 0004	Rev.: 00	Page: 4 of 8

1- Packing

Packing and conservation of goods is sufficient to protect them from damage during transit from point of manufacture to after arrival at job site. The packing of the equipment and materials is carried out in order to comply with transport conditions and under conditions which may involve multiple handling, extended storage, exposure to moisture and the possibility of pilferage.

1-1- Resistors packing :


The block of resistors will be packed by strap, foam and wooden so, the ceramics inside resistor will not be crashed during shipping.



1-2- Plastic cover :

Plastic that covers enclosure will prevent to penetration of dust and water.



 <p>PAARSUN Construction & Engineering شرکت مهندسی و ساخت پارسان (مسئولیت محدود)</p>	Doc. Name: Shipping and packing procedure نام مدرک:		
	Project: نام پروژه:	Customer: مشتری:	
	Doc. No: IQ – 15 – 0004	Rev.: 00	Page: 5 of 8

1-3- Wooden box :


According to customer order sometimes NGR will be placed in boxes with iron structure and fiber glass or wooden walls. Finally the package of NGR will be placed on pallet for easy displacement.



1-4- Packing of sensitive accessories :

The Bushings and other sensitive accessories that can be damaged during shipment will be packed separately.



 <p>PAARSUN Construction & Engineering شرکت مهندسی و ساخت پارسان (مسئولیت محدود)</p>	Doc. Name: Shipping and packing procedure نام مدرک:		
	Project: نام پروژه:	Customer: مشتری:	
	Doc. No: IQ – 15 – 0004	Rev.: 00	Page: 6 of 8

1-5- Packing of Spare parts :

Spare parts of NGRs will be placed on firm wooden box.



2- Shipping


Unit is shipped in ready to use state. The ceramics of NGR is very fragile. Although the packing is very safe but loading, transportation, unloading, replacement at site should be done carefully.

3- Receiving

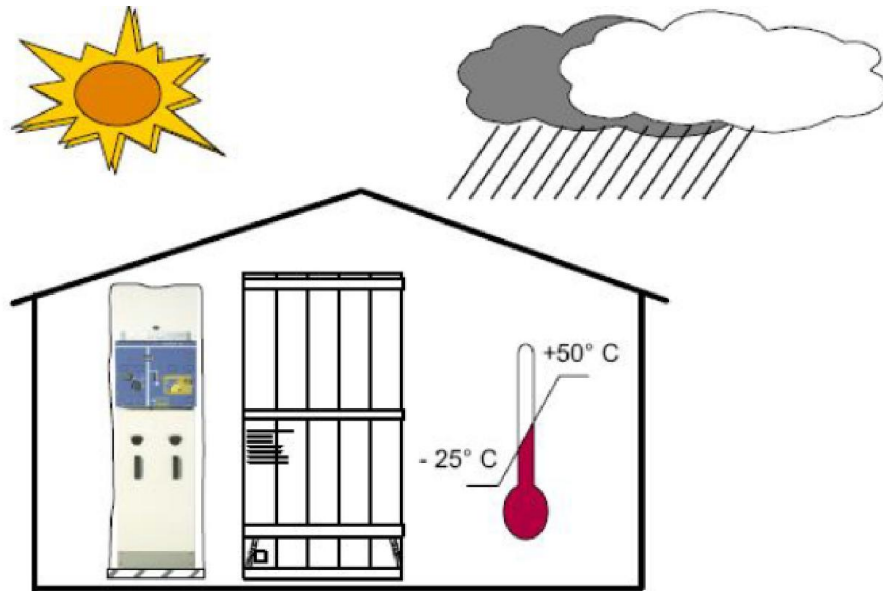
Once received the unit should be unloaded and moved by forklift or crane. At this point, a preliminary inspection of the unit should be made to ensure proper handling was practiced during shipment.

4- Unpacking & Storage

- If the NGRs are inside wooden box should be moved by lift track or crane from bottom
- Open the box carefully
- Open the plastic cover
- Open the Removable plate
- Check inside of enclosures and be sure that ceramics and bushings are safe
- For storage don't open the resistor packing
- Do not store packages one on top of the other.

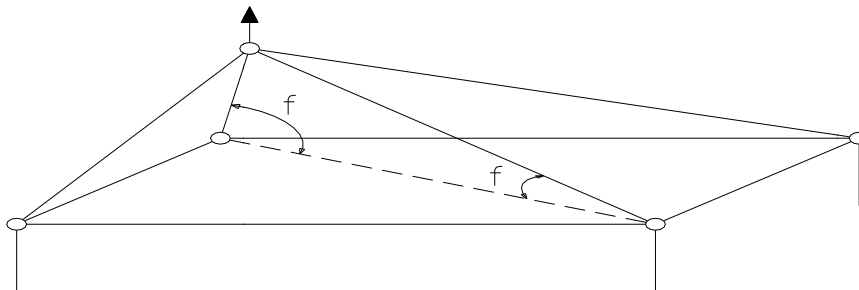
 Construction & Engineering شرکت مهندسی و ساخت پارسان (مسئولیت محدود)	Doc. Name: Shipping and packing procedure نام مدرک:	
	Project: نام پروژه:	Customer: مشتری:
	Doc. No: IQ – 15 – 0004	Rev.: 00
		Date:

- For long storage NGRs must be packed up again to complete original and same to PAARSUN packing
- Store packages under shelter



5- Lifting

Top mounted eye-bolts are provided for easy handling by crane (minimum angle 45° between sling & horizontal). A forklift can be used to place the unit providing that extra precaution is taken to ensure the forks rest against the steel angles of the enclosure and not the bottom screening.




 <p>PAARSUN Construction & Engineering شرکت مهندسی و ساخت پارسان (مسئولیت محدود)</p>	Doc. Name: Shipping and packing procedure نام مدرک:		
	Project: نام پروژه:	Customer: مشتری:	
	Doc. No: IQ – 15 – 0004	Rev.: 00	Page: 8 of 8

Table 2: LIFING SLING ANGLE DATA M16 EYE NUTS

ANGLE (F°)	MAX LIFT (KG)
90	2800
85	2790
80	2760
75	2700
70	2630
65	2540
60	2420
55	2290
50	2140
45	1980

Maximum Lift for 4 eye nuts =700*Sine f * 4KG